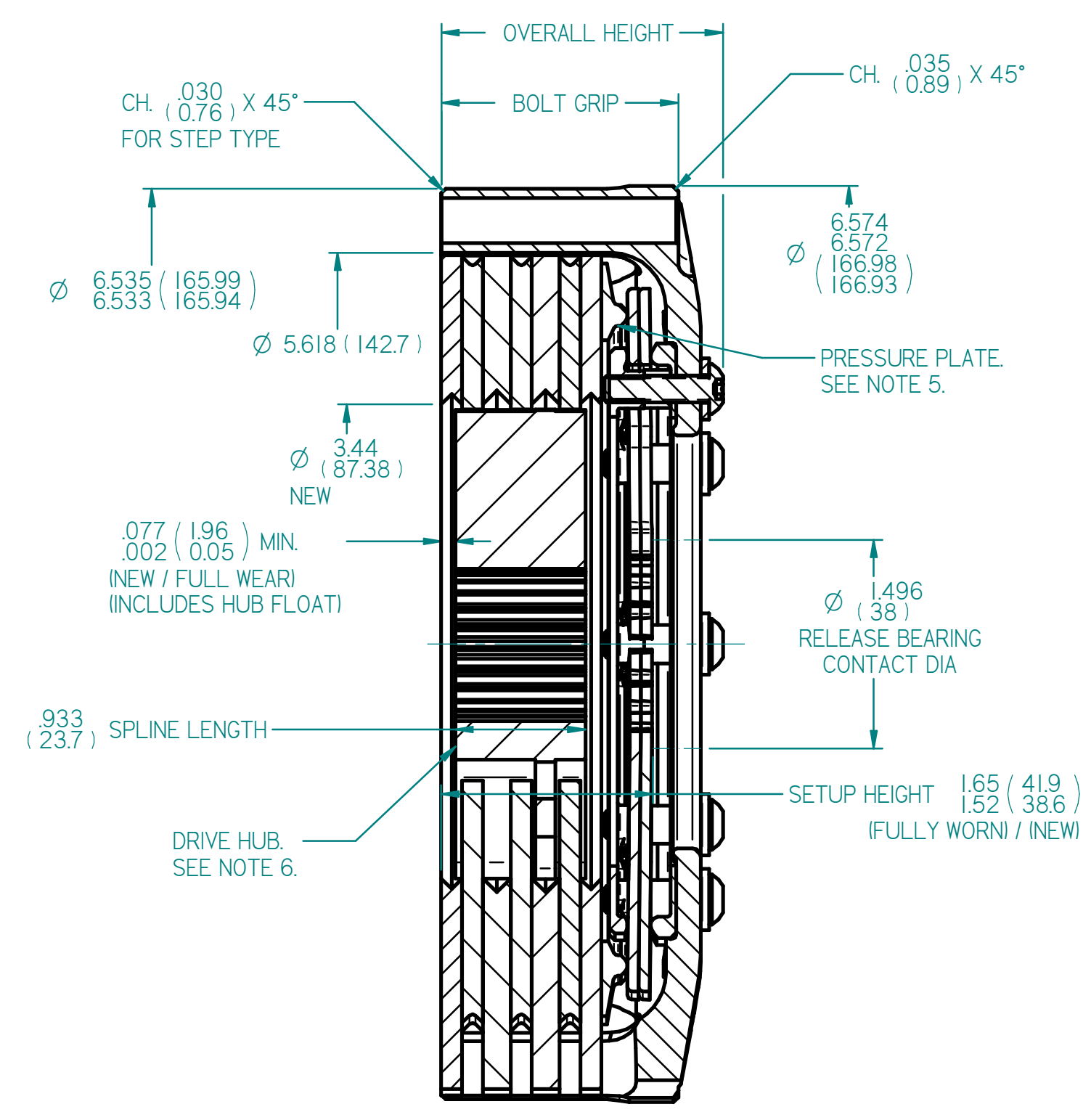


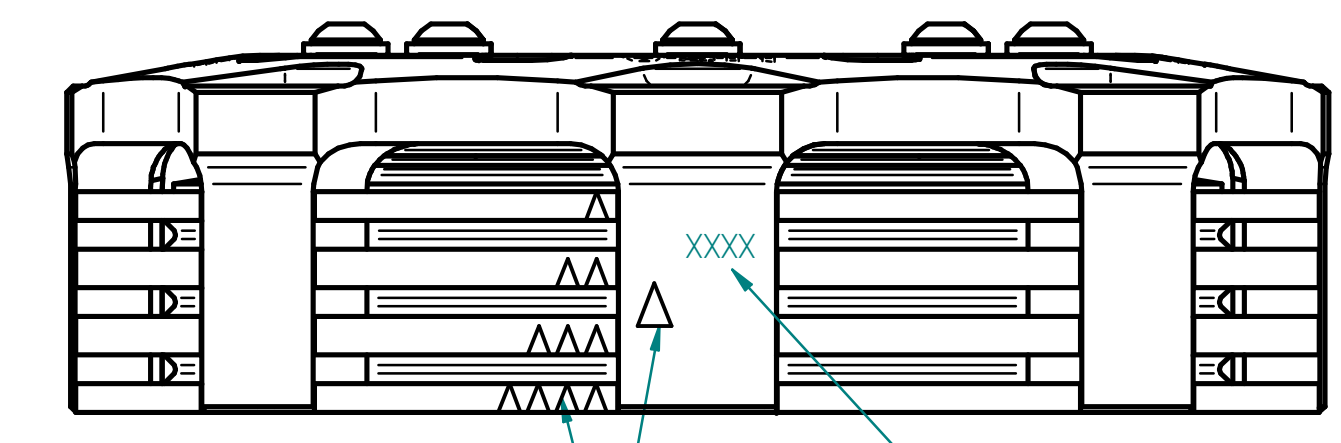
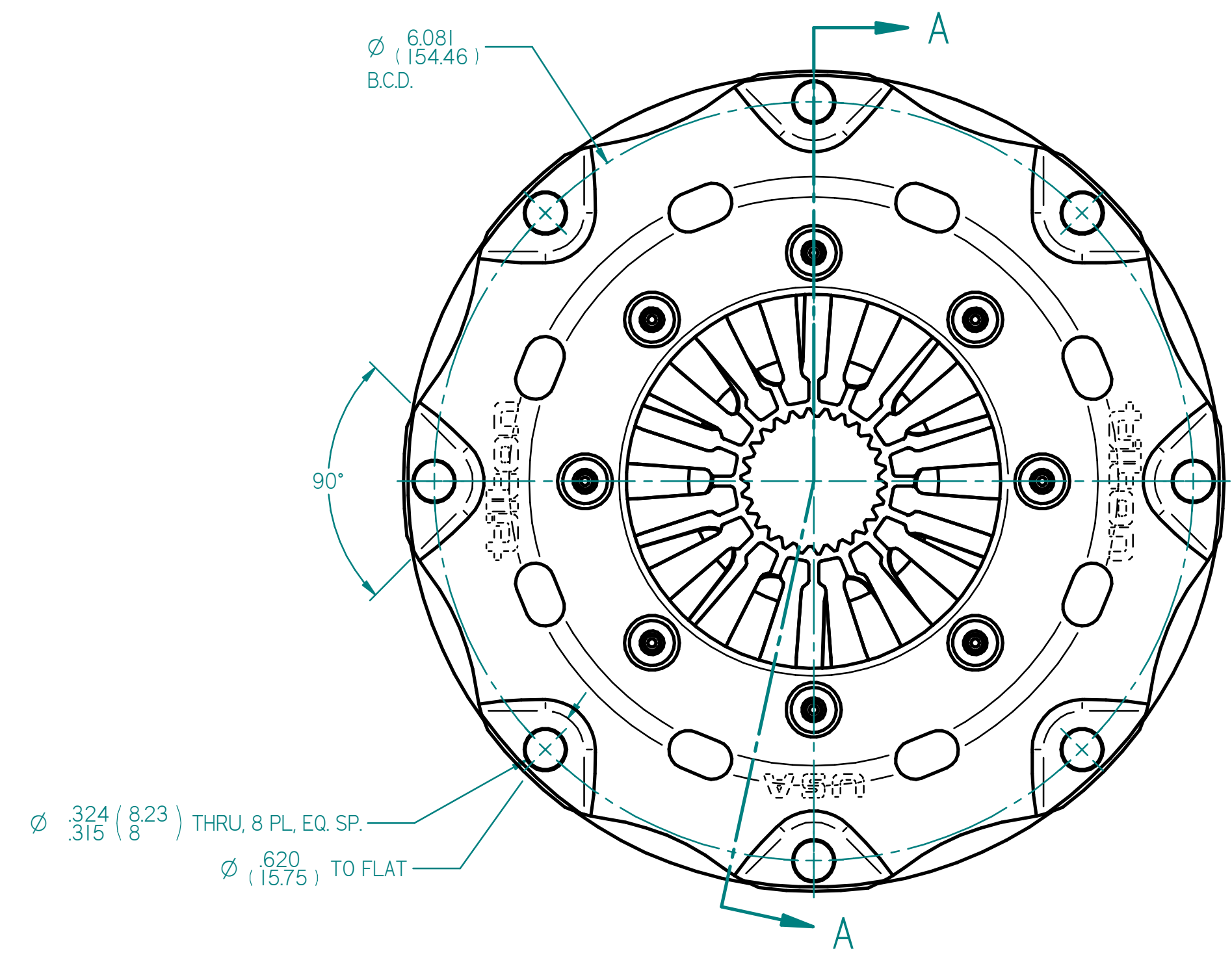
4 PLATE, STEP TYPE

CLUTCH P/N	# OF DISCS	FLYWHEEL MOUNTING	SETUP HEIGHT (NEW)		SETUP HEIGHT (WORN)		BOLT GRIP		OVERALL HEIGHT	
			IN	MM	IN	MM	IN	MM	IN	MM
6551XXX-P	1	POT	0.868	22.05	0.998	25.35	1.048	26.62	1.338	33.99
6551XXX-S	1	STEP	0.868	22.05	0.998	25.35	1.147	29.13	1.437	36.50
6552XXX-P	2	POT	1.171	29.74	1.301	33.05	1.351	34.32	1.686	42.82
6552XXX-S	2	STEP	1.171	29.74	1.301	33.05	1.450	36.83	1.740	44.20
6553XXX-P	3	POT	1.520	38.61	1.650	41.91	1.700	43.18	2.020	51.31
6553XXX-S	3	STEP	1.520	38.61	1.650	41.91	1.799	45.69	2.119	53.82
6554XXX-P	4	POT	1.795	45.59	1.925	48.90	1.975	50.17	2.297	58.34
6554XXX-S	4	STEP	1.795	45.59	1.925	48.90	2.074	52.68	2.396	60.86

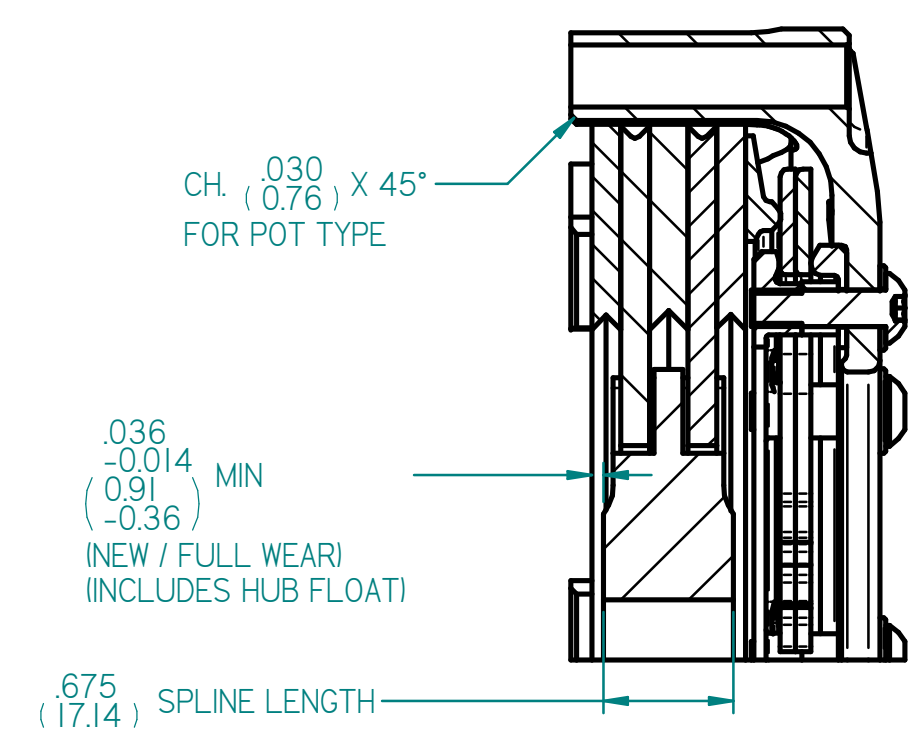
* SETUP HEIGHT VARIES SLIGHTLY WITH SPRING AND PRESSURE PLATE COMBINATIONS. SEE www.tiltontracing.com/TECHNICAL FOR MORE INFORMATION.



SECTION A-A
3 PLATE POT TYPE



SERIAL NUMBER ENGRAVED HERE
ALIGNMENT MARKS. MAINTAIN ORDER AND ORIENTATION.



2 PLATE, STEP TYPE

- NOTES:
1. PRIMARY DIMENSIONS ARE INCHES. SECONDARY DIMENSIONS (MM).
 2. SUPPLIED WITH .187" (4.75mm) THICK PRESSURE PLATE. ADDITIONAL PLATES AVAILABLE (.010"/.25mm INCREMENTAL THICKNESS).
 3. SUPPLIED WITH SPLINED DRIVE HUB. SPECIFY SPLINE WHEN ORDERING.
 4. ALSO AVAILABLE WITH MEDIUM AND ULTRA HIGH RATIO PRESSURE PLATES.
 5. MUST BE USED WITH RADIUS FACED RELEASE BEARING. 38mm CONTACT DIAMETER HIGHLY RECOMMENDED.
 6. CARBON PLATE THICKNESSES VARY BY PART NUMBER. REFER TO CARBON/CARBON CLUTCH BUILD RECORD PER INDIVIDUAL CLUTCH SERIAL NUMBER.

TILTON ENGINEERING, INC. (805) 688-2353 FAX (805) 688-2745
25 EASY STREET P.O. BOX 1787 BUELLTON, CALIFORNIA 93427 USA

TITLE: **INSTALLATION DRAWING**
CLUTCH, CARBON/CARBON, OT-III 5.5"

DRN BY LUND	CHKD WAHL	SCALE 1:1	DWG 6396	REV NC
P/N 655XXXX-X	DATE 8/5/2016	SHEET 1 OF 1		