

3-Pedal Floor-Mount

900
series

Pedal Material:	Aluminum
Ratio:	Varies
Weight:	5.0 lbs (2.3 kg)
P/N:	72-903

Typical Applications


- Road Racing
- Endurance
- Open Wheel/Formula
- Off Road
- High Performance Street/Strip
- Circle Track
- Rally
- Drifting
- Time Attack



Pivot-mount master cylinders and fixed "gimbal-type" balance bar virtually eliminates the common problem of rear brake bias migration through the braking zone.



Billet aluminum pedal frame and pedals with adjustable foot pads and anti-slip surfaces.



7/16"-20 balance bar allows front/rear brake bias adjustments and maximum rigidity.



8 ratios available (4.52:1, 4.65:1, 4.78:1, 4.91:1, 5.32:1, 5.48:1, 5.63:1, 5.80:1), enabling the brake pedal to be tuned for driver preference without changing the master cylinder bore size.



Integrated angle limit in case of front or rear brake circuit failure. Longer clevis for increased front master cylinder stroke.



Adjustable throttle pedal stops limit pedal movement in both directions and adjustable clutch pedal stop prevents clutch over-stroking.

Throttle linkage kit

Mechanical type (shown): P/N 72-791

Drive-by-wire type: P/N 72-792*

* Designed for use with Penny & Giles TPS280DP family of sensors.



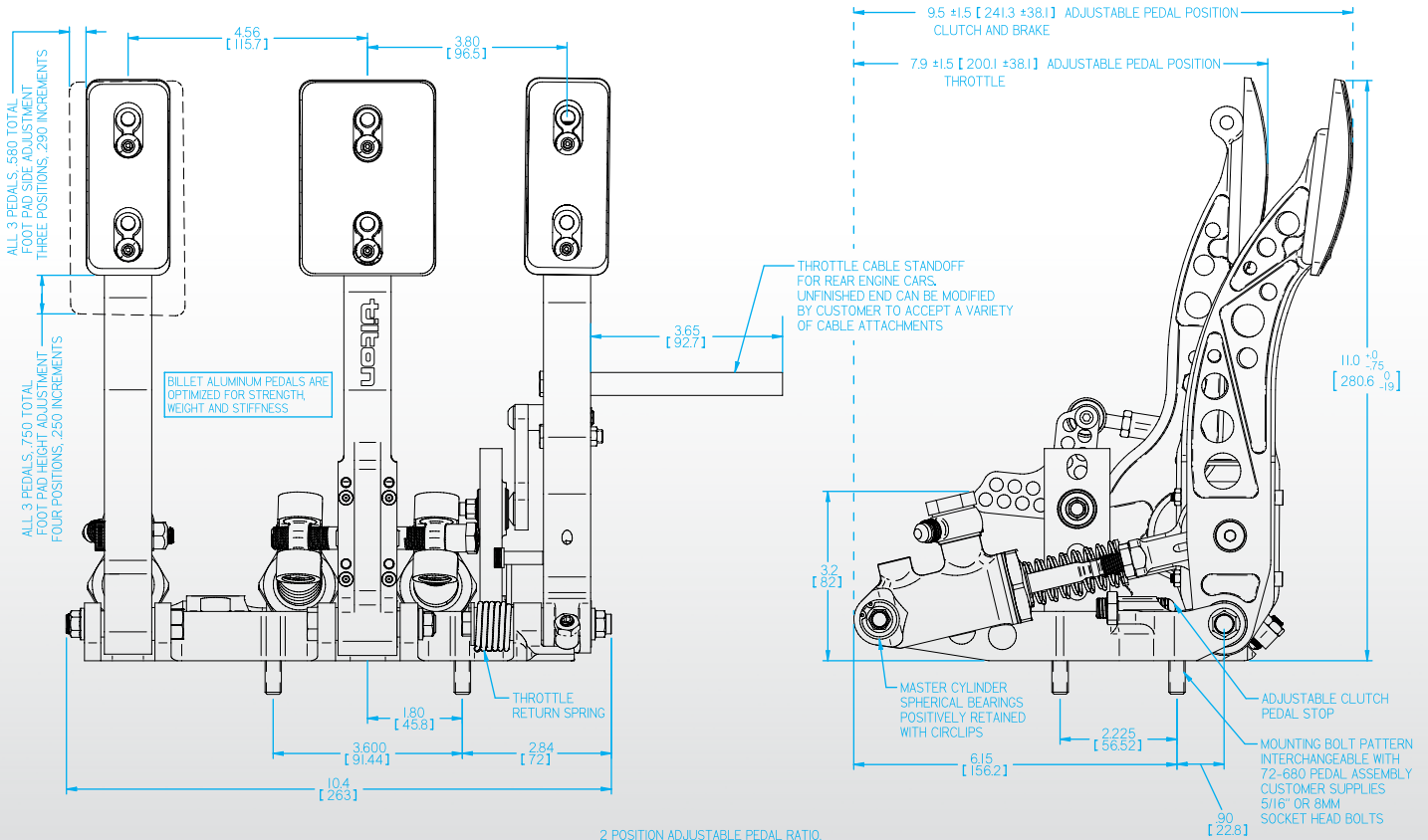
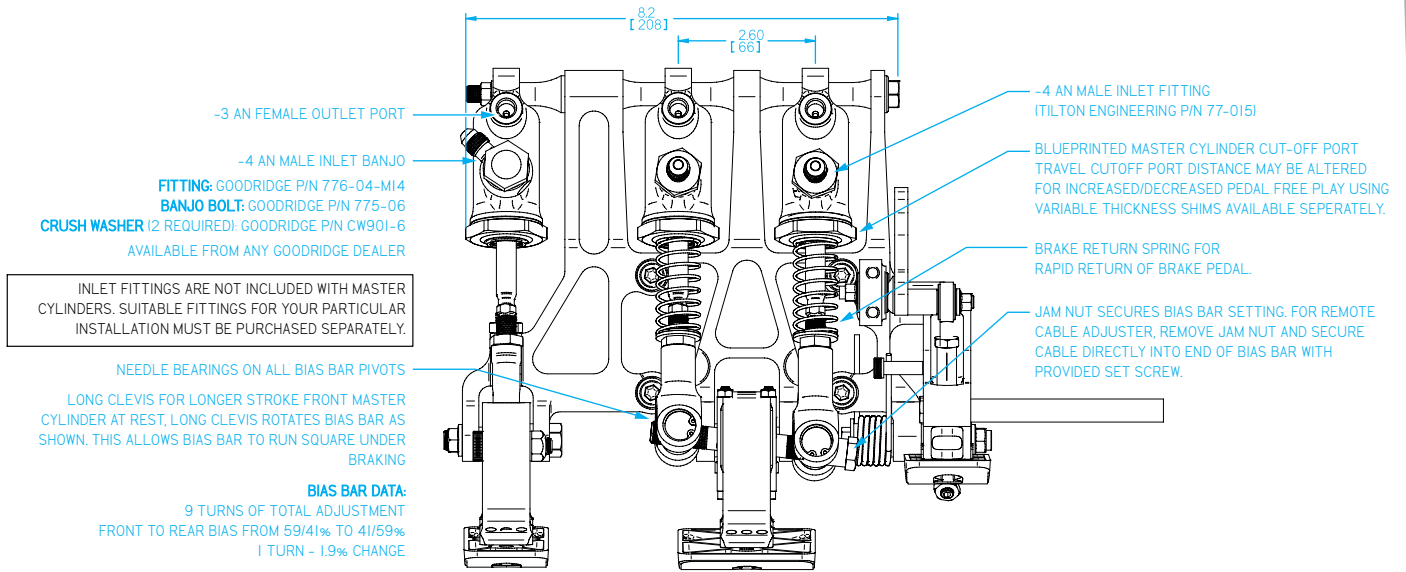
Optional Components

Master Cylinders	Page
77-Series Master Cylinders	80
Accessories	Page
3-in-1 Plastic Reservoir	86
3-in-1 Billet Reservoir	87
Brake Bias Adjusters	88
Proportioning Valves	89
Flow Control Valve	89
900-Series Balance Bar	90

* Does not include master cylinders

Detailed Pedal Information

Pedal assemblies do not include master cylinders



2 POSITION ADJUSTABLE PEDAL RATIO.

PIVOT POSITION	FOOT PAD POSITION			
	low	med-low	med-hi	high
H	4.52	4.65	4.78	4.91
L	5.32	5.48	5.63	5.80