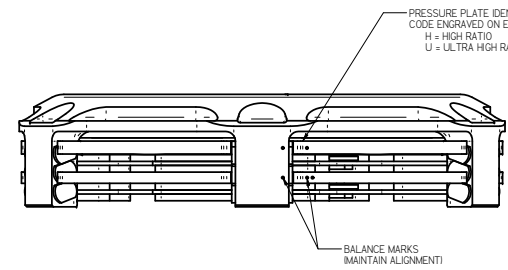
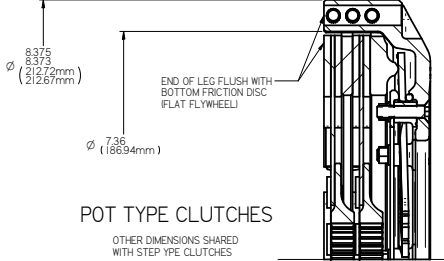
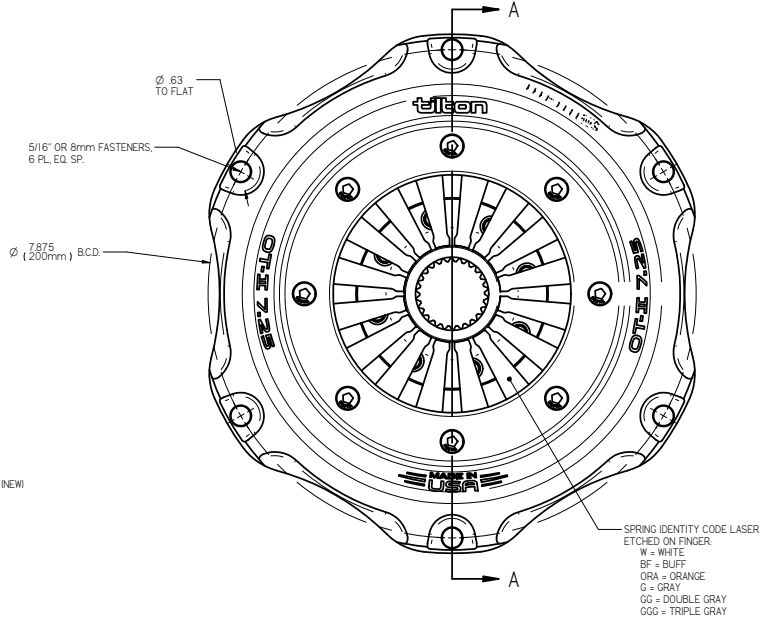
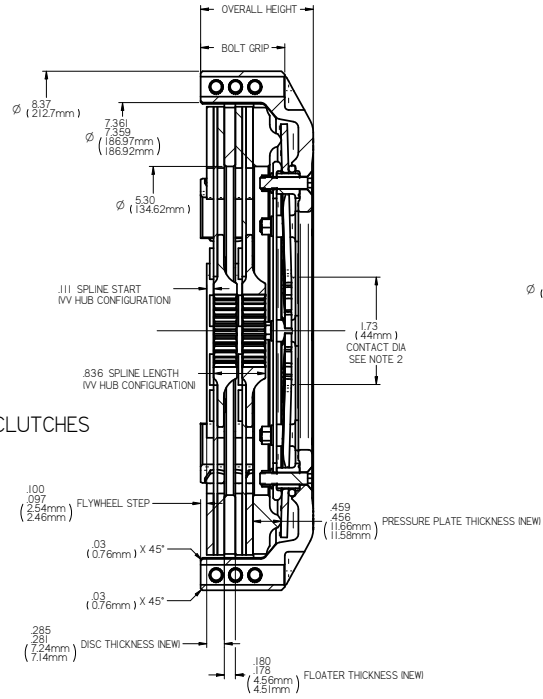


STEP TYPE CLUTCHES



CLUTCH P/N	# OF DISCS	FLYWHEEL MOUNTING	SETUP HEIGHT (NEW)*		SETUP HEIGHT (WORN .03")*		BOLT GRIP		OVERALL HEIGHT	
			IN	MM	IN	MM	IN	MM	IN	MM
66-301XX	1	STEP	0.908	23.06	1.058	26.87	0.896	22.76	1.354	34.39
66-312XX	2	POT	1.370	34.80	1.520	38.61	1.258	31.95	1.716	43.59
66-302XX	2	STEP	1.370	34.80	1.520	38.61	1.358	34.49	1.816	46.13

\* SETUP HEIGHT VARIES SLIGHTLY WITH SPRING AND PRESSURE PLATE COMBINATIONS. SEE [www.tiltonracing.com/TECHNICAL](http://www.tiltonracing.com/TECHNICAL) FOR MORE INFORMATION.

- NOTES:
1. PRIMARY DIMENSIONS ARE INCHES. SECONDARY DIMENSIONS (MM).
  2. MUST BE USED WITH RADIUS FACED RELEASE BEARING. CONTACT DIAMETER RANGE FROM 44mm TO 52mm. 44mm CONTACT DIAMETER HIGHLY RECOMMENDED.
  3. ILLUSTRATED WITH DISC PACK P/N: 64185-8-VV-36. DISCS SOLD SEPARATELY.

TILTON ENGINEERING, INC.  
25 EASY STREET P.O. BOX 1787 BUELLTON, CALIFORNIA 93427 USA  
PHONE: (805) 688-2353 FAX: (805) 688-2745 WWW.TILTONRACING.COM

THIS DRAWING USES THIRD ANGLE PROJECTION

TITLE: INSTALLATION DRAWING  
CLUTCH, CERAMETALLIC, OT-II, 7.25"

DRN BY WAHL	CHKD DAHM	SCALE 1:1	DWG 7827	REV NC
P/N AS NOTED	DATE 1/17/2023	SHEET 1 OF 1		

This document contains proprietary information of TILTON ENGINEERING, INC. and its receipt or possession does not convey the rights in the information contained herein. Reproduction, disclosure, or use without specific written authorization of TILTON ENGINEERING, INC. is strictly prohibited.

**TILTON ENGINEERING**